



# Pencil Lite

## Manual Guide

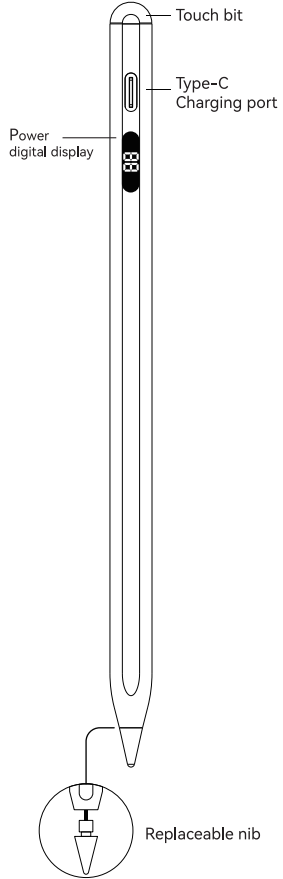
For all instruction manual, visit [deqster.de/downloads](http://deqster.de/downloads)



### Packaging List

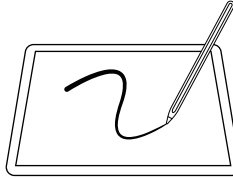
- 1 DEOSTER Pencil Lite
- 1 User Manual
- 1 Type C Cable
- 2 Pen Tips

## Specification

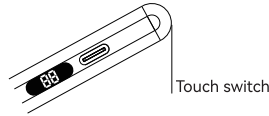


## Instructions

Let your creativity run wild with your DEOSTER Pencil Lite! It's perfect for drawing and writing on your iPad.



1. You can turn the Pencil Lite on and off with a double tap on the top. The display shows the battery charge in percent.



2. For optimal battery life, the percentage display turns off after about 4 seconds. Tap the upper part of the Pencil once to reactivate the display.


Working mode:



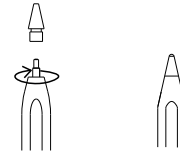
Energy saving mode:



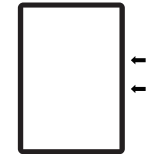
3. A full battery charge is indicated via the display. If you remove the charging cable, the display turns off.



4. The pen tips of the Pencil Lite are replaceable. Carefully rotate the pen tip to change it.



5. The Pencil Lite is magnetic and can be attached to your device. (Please note the compatibility to the used iPad).



\*Note: Wireless charging is not supported.  
 \*To use the Pencil, the iPad's operating system must be updated to iOS 12.2 or higher.  
 \*If the iPad was previously paired with an Apple Pencil, this pairing should be removed before using the Pencil.  
 \*If an Apple Pencil is connected, it must be disconnected before DEOSTER Pencil can be used.

## Compatible device

Only compatible with Apple iPad/ iPad Air versions of 2018 and later. Not support iPhone, Android, Microsoft devices, earlier versions of iPad.

| Name/size                  | Model                          |
|----------------------------|--------------------------------|
| iPad 6 / 9.7-inch(2018)    | A1954                          |
| iPad 7 / 10.2-inch(2019)   | A2197 / A2198 / A2200          |
| iPad 8/10.2-inch(2020)     | A2270 / A2428 / A2429 / A2430  |
| iPad 9/10.2-inch(2021)     | A2602 / A2603 / A2604 / A2605  |
| iPad 10/10.9-inch(2022)    | A2696 / A2757 / A2777          |
| iPad mini 5/7.9-inch(2019) | A2133 / A2124 / A2126 / A2125  |
| iPad mini 6/8.3-inch(2021) | A2567 / A2568 / A2569          |
| iPad Air 3/10.5-inch(2019) | A2152 / A2123 / A2153 / A2154  |
| iPad Air 4/10.9-inch(2020) | A2316 / A2324 / A2325 / A2072  |
| iPad Air 5/10.9-inch(2022) | A2588 / A2589 / A2591          |
| iPad pro 11-inch(2018)     | A1980 / A2013 / A1934 / A1979  |
| iPad pro 3/12.9-inch(2018) | A1 876 / A2014 / A1895 / A1983 |
| iPad pro 2/11-inch(2020)   | A2228 / A2231 / A2068 / A2030  |
| iPad pro 4/12.9-inch(2020) | A2229 / A2233 / A2069 / A2232  |
| iPad pro 3/11-inch(2021)   | A2377 / A2459 / A2301 / A2460  |
| iPad pro 5/12.9-inch(2021) | A2378 / A2461 / A2379 / A2462  |
| iPad pro 4/11-inch(2022)   | A2759 / A2435 / A2761 / A2762  |
| iPad pro 6/12.9-inch(2022) | A2436 / A2766 / A2764 / A2437  |

## Product Specification

|                  |   |
|------------------|---|
| Product Name     | DEOSTER Pencil Lite                         |
| Main Functions   | Drawing, Writing, Notes                     |
| Using Hours      | 10hours                                     |
| Charging Hours   | 35min                                       |
| Sleeping Protect | 5 Mins do not using Pencil will turn it off |
| Materials        | Aluminum, POM plastic                       |
| Measurement      | Φ1.5mm (pen nib)<br>Φ9.0mm (pen body)       |

DEOSTER GmbH Friesenweg 5H, 22763 Hamburg  
Email: [hullo@deqster.de](mailto:hullo@deqster.de)